

2023 annual report to the Community

# Roseworthy Primary School

Roseworthy Primary School number: 387

Partnership: Goyder & Light



School principal:

Liam Whitwell

Signature

Date of endorsement:

6/02/2024



# Context Statement

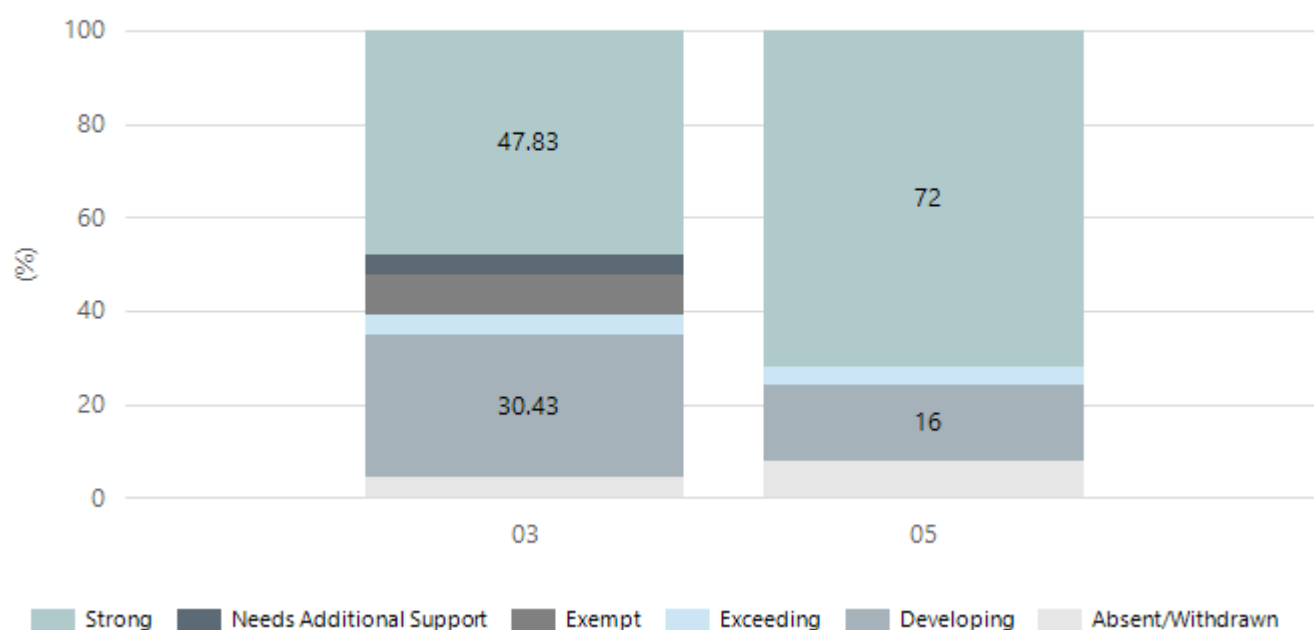
Roseworthy Primary School caters for students from R-6. At the time of this report, the enrolment in 2023 is 171. Roseworthy Primary School is classified as Category 7 on the Department for Education Index of Educational Disadvantage. At the time of this report, the school population includes 5% Aboriginal students, 10% students with disabilities, 4% children/young people in care. Further information about the school is available on the school's website (including its context statement), as well as the My School website.

## Performance Summary

### NAPLAN Proficiency

In 2023, the Australian Curriculum, Assessment and Reporting Authority (ACARA) - a Commonwealth Independent statutory authority - announced changes to NAPLAN performance reporting. This new way of reporting by ACARA that NAPLAN results from 2023 will not be comparable to previous years. The new approach replaces the previous numerical NAPLAN bands and the national minimum standard.

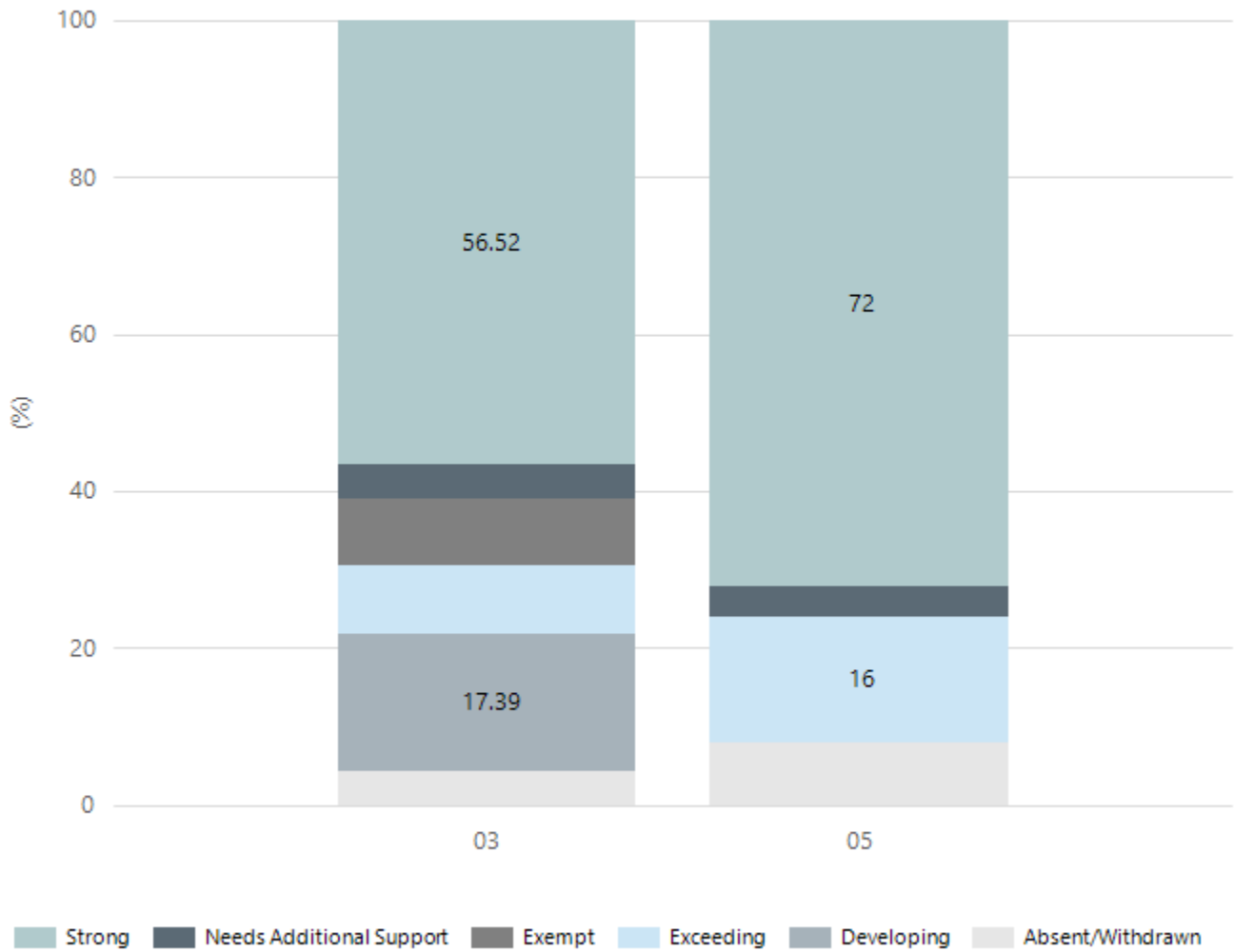
#### Numeracy



Year Level	03	05
Strong	11	18
Needs Additional Support	1	
Absent/Withdrawn	1	2
Exempt	2	
Exceeding	1	1
Developing	7	4
Total	23	25

Data Source: Department for Education Assessment Data Holdings, 2023. When there are less than six students in a cohort, no data is supplied.

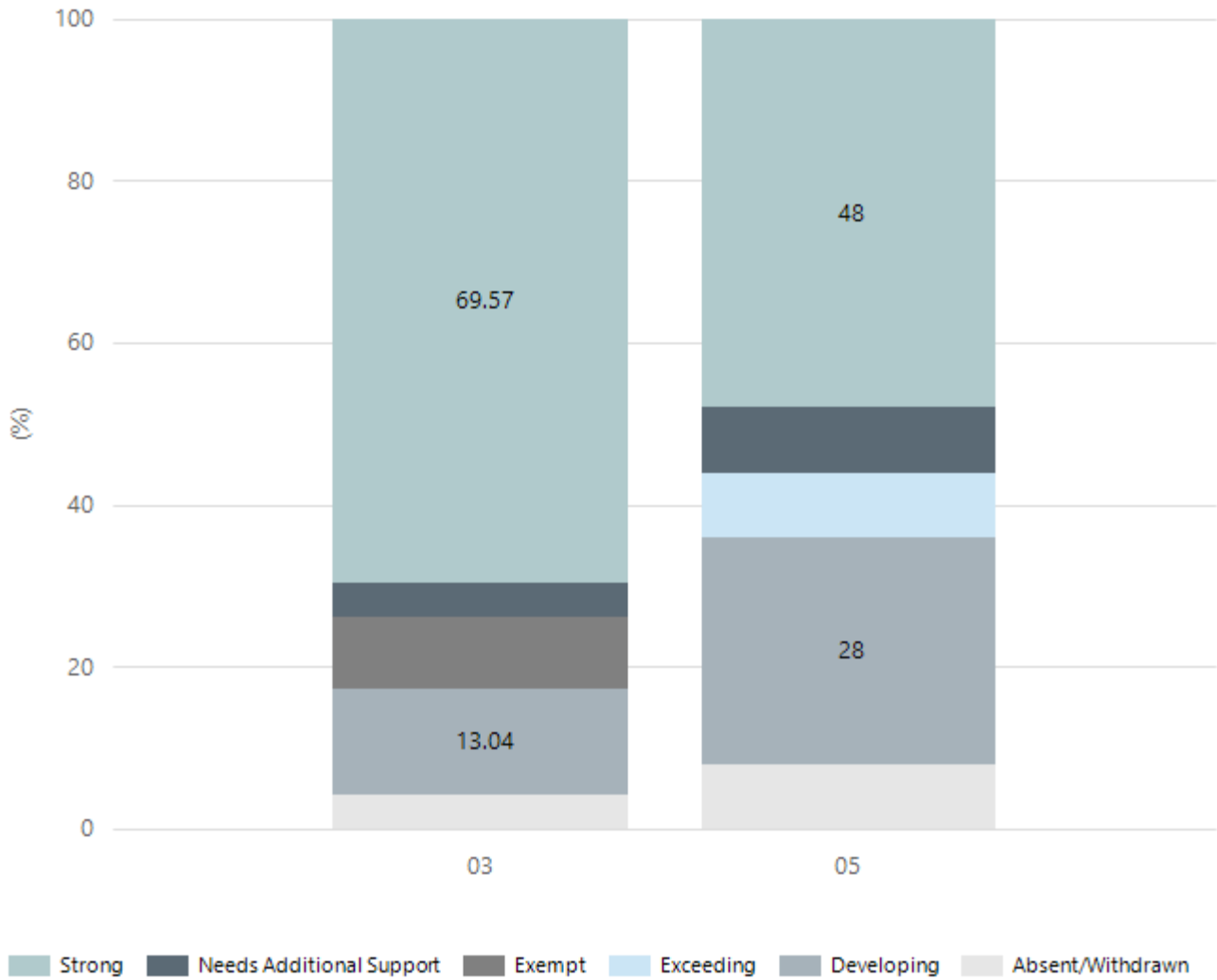
## Reading



Year Level	03	05
Exceeding	2	4
Strong	13	18
Developing	4	
Absent/Withdrawn	1	2
Exempt	2	
Needs Additional Support	1	1
Total	23	25

Data Source: Department for Education Assessment Data Holdings, 2023. When there are less than six students in a cohort, no data is supplied.

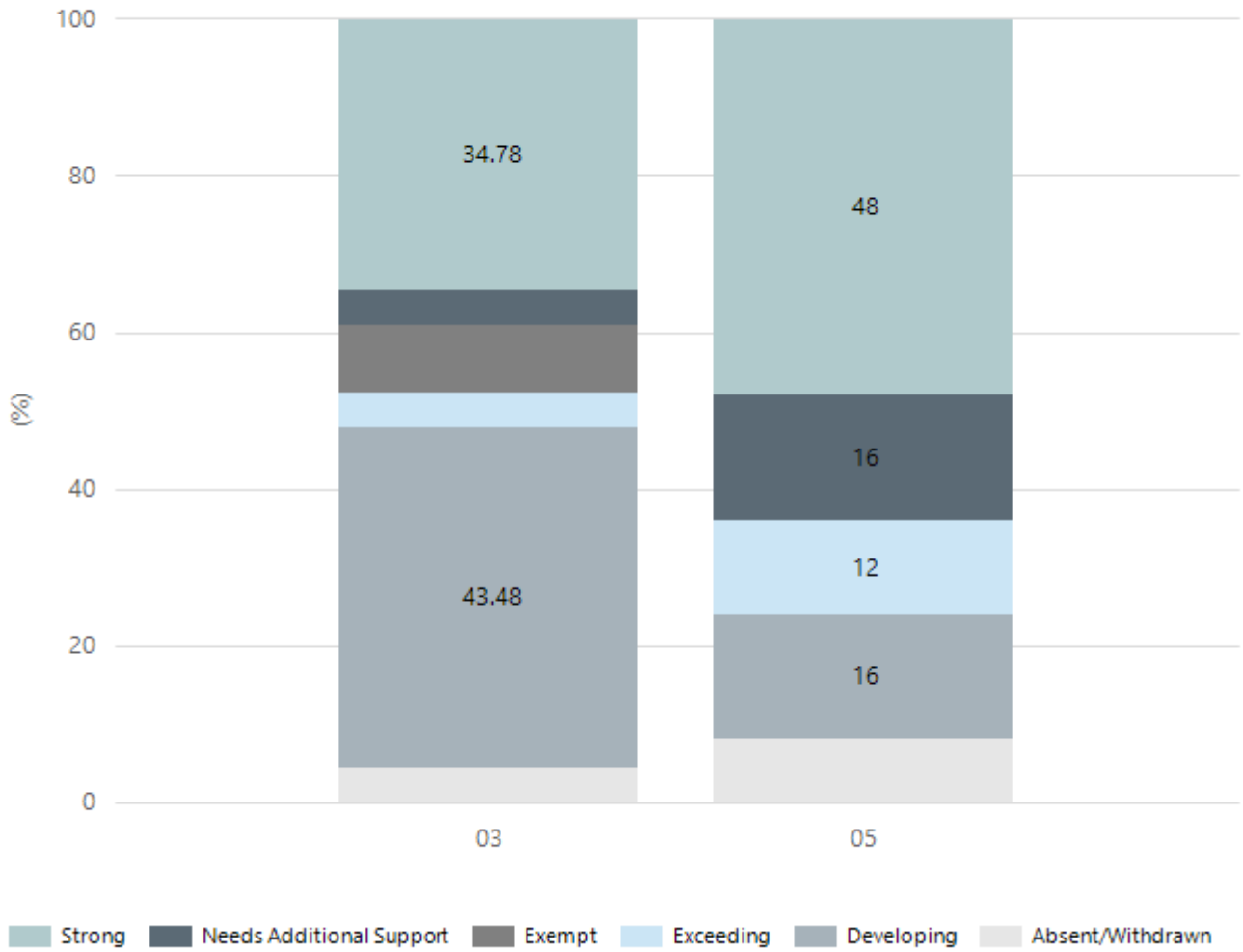
## Writing



Year Level	03	05
Strong	16	12
Developing	3	7
Needs Additional Support	1	2
Absent/Withdrawn	1	2
Exempt	2	
Exceeding		2
Total	23	25

Data Source: Department for Education Assessment Data Holdings, 2023. When there are less than six students in a cohort, no data is supplied.

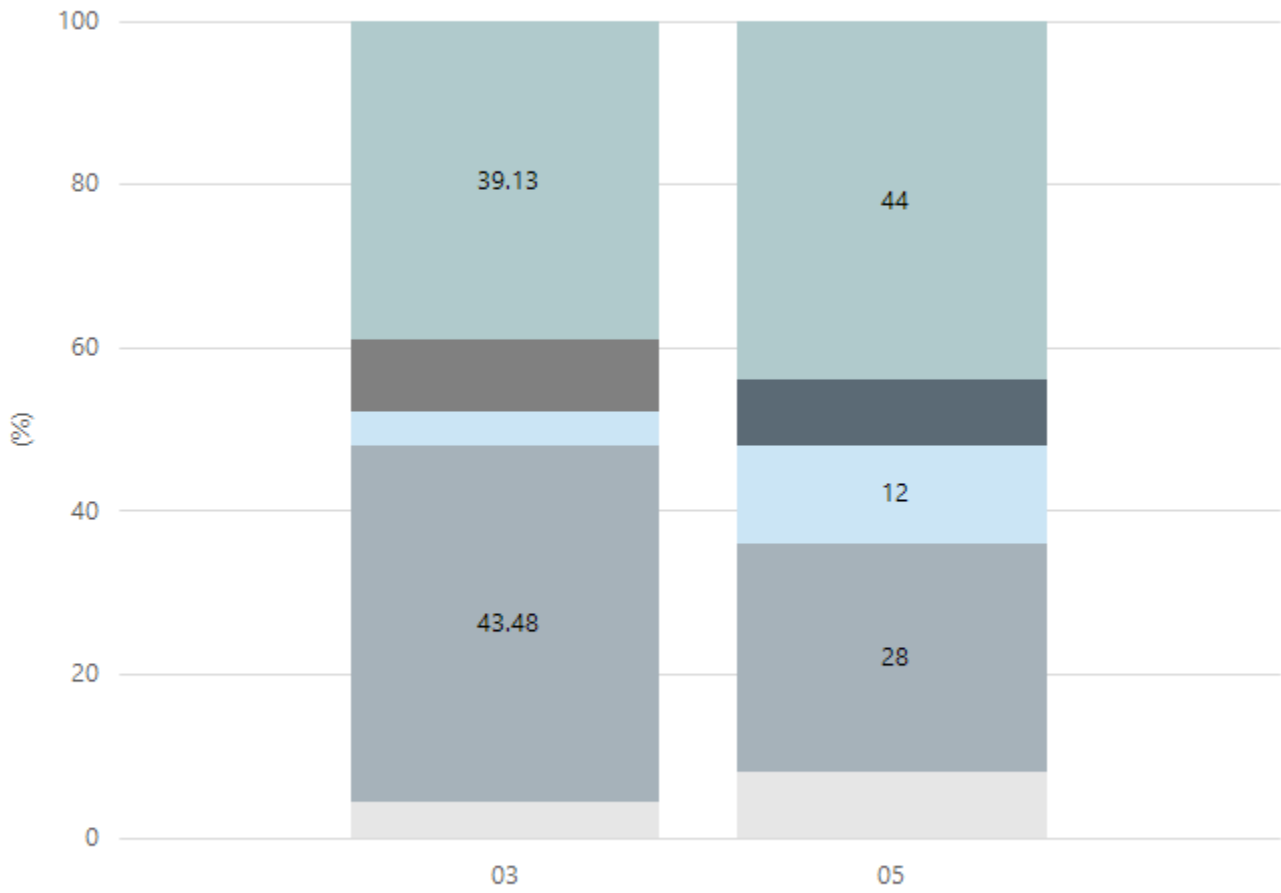
## Grammar



Year Level	03	05
Exceeding	1	3
Strong	8	12
Needs Additional Support	1	4
Absent/Withdrawn	1	2
Exempt	2	
Developing	10	4
Total	23	25

Data Source: Department for Education Assessment Data Holdings, 2023. When there are less than six students in a cohort, no data is supplied.

## Spelling



■ Strong 
 ■ Needs Additional Support 
 ■ Exempt 
 ■ Exceeding 
 ■ Developing 
 ■ Absent/Withdrawn

Year Level	03	05
Exceeding	1	3
Strong	9	11
Absent/Withdrawn	1	2
Exempt	2	
Developing	10	7
Needs Additional Support		2
Total	23	25

Data Source: Department for Education Assessment Data Holdings, 2023. When there are less than six students in a cohort, no data is supplied.

# School Attendance

Year Level	2021	2022	2023
Reception	93.7%	89.7%	92.1%
Year 01	92.5%	89.9%	90.3%
Year 02	94.3%	91.5%	87.7%
Year 03	93.7%	91.2%	91.7%
Year 04	92.9%	88.9%	91.4%
Year 05	91.9%	88.8%	89.3%
Year 06	89.9%	87.8%	88.5%
Year 07	86.2%		
Total	91.9%	89.7%	90.1%

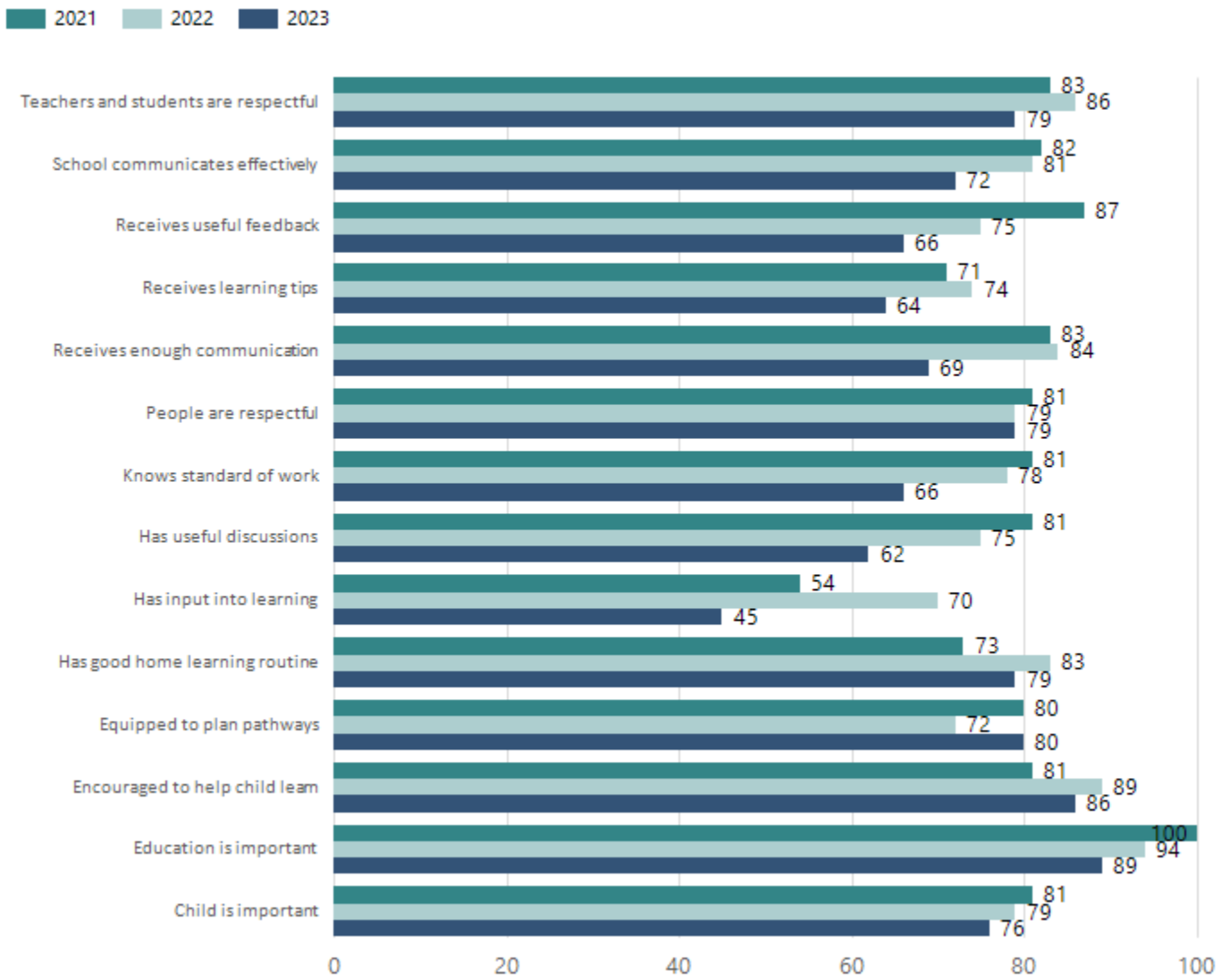
Data Source: Department for Education Attendance Data, Semester 1 Report 2023. A blank cell indicates there were no students enrolled. 'Primary Other' includes students enrolled in specialised education options. 'Secondary Other' includes students who have already spent a year at Year 12 and elected to undertake further study at Year 12.

## Attendance Comment

In South Australia, all children and young people must be in school from 6 years to 16 years old. They must attend a government or non-government school full time. From age 16 to 17 however, young people must attend school or an approved learning program (such as an apprenticeship, traineeship, accredited course or university). Schools and parents must encourage and support students to come to school every day. Parents and caregivers must make sure their child is enrolled in a school, and attends school all day and everyday it is open, unless a child is sick or has an approved exemption. Teachers and leaders actively follow up when a student misses school, including recording all absences and non-attendance. All schools in South Australia have local attendance procedures governed under the Education and Children's Services Regulations 2020.

# Parent Opinion Survey Results

Proportion of agree/strongly agree response(%)



Data Source: 2023 Department for Education Parent Opinions Survey, Term 3 2023.



# Intended Destination

Leave Reason	Number	%
TG - TRANSFERRED TO SA GOVERNMENT SCHOOL	4	100.0%

Data Source: Department for Education Destination Data Report, 2023. Data extract term 3 2023. Data shows recorded destinations for students that left the school in the previous year. Data is uploaded by schools in term 3 and may not reflect final or total figures at time of report creation.

## Governing Council Report

Dear Parents, Guardians, and Members of the Roseworthy Primary School Community,

I am pleased to present the Chairperson's report for the Governing Council for the year 2023. It is with great pride that I reflect on the significant events and achievements that have shaped our school community over the past year.

First and foremost, I would like to express my heartfelt gratitude to all the parents and community members of the 2023 Governing Council. Your willingness to volunteer your time throughout the school year and advocate for our primary school is truly admirable. A big thank you to Des Deuter, Tara Flannigan, Kerry Johnson, Richard Mann, Megan Maywald, Leonie Zupanic, and Lyn Moeller (community member). We would also like to extend a special thank you to Kerry Johnson for her 8 years of dedicated service on the Governing Council, as she bids farewell with her youngest moving to High School. Also many thanks and gratitude to Des Deuter and Richard Mann for their time on Governing Council as their positions now become vacant.

One of the highlights of the year was the celebration of Roseworthy Primary School's 160th anniversary. We organized a memorable community event that showcased the rich history of our school. The event featured market stalls, live music, captivating historical displays, and engaging classroom tours. It was a wonderful opportunity for current and past students, staff, and families to come together and celebrate this significant milestone.

Our students had a rich and fulfilling year, participating in sports day, swimming lessons, year 6 aquatics, and a Camp at Woodhouse for years 3, 4, 5, and 6. They also showcased their talents at the school concert and got into the spirit of book week with an exciting parade. The introduction of Friday lunchtime Beats by the SRC, along with dress-up and casual clothes days, provided additional fun. It is truly commendable to see our students achieving great heights in the Premier's Reading and Sports Challenges. Furthermore, we unveiled a new school uniform during the year.

I am proud to report that our Year 6 STEM group, under the guidance of Mrs. Sandercock, accomplished a remarkable feat. They designed an impressive outdoor classroom area and successfully raised funds for its construction through various fundraising efforts and community grant. This new addition will provide our students with a stimulating learning environment and foster their love for the outdoors.

Our dedicated fundraising group had yet another remarkable year. They organized various community events for the school, including raffles, special lunches for the kids twice a term, stalls and meals at sports day and the concert, as well as the unforgettable 160th celebration evening. It took significant planning, organization, and hands-on support to make this activity, and other events like this, successful. They also secured two grants worth \$3000 from Light Regional Council and William Lakes (Villawood) for the 160<sup>th</sup> & outdoor education area. The funds raised will be utilized for the outdoor education area and decodable readers for rooms 4, 5, and 8.

Lastly, I would like to express my heartfelt appreciation to our exceptional teachers, staff, parents/guardians, and volunteers. Your unwavering commitment and passion for education have been the driving force behind our school's success. Your dedication to our students' growth and well-being is truly admirable, and I am grateful for your ongoing support.

Thank you.

Bec Dunn

# Highest Qualifications held by the teaching workforce and workforce composition

All teachers at this school are qualified and registered with the SA Teachers Registration Board.

Qualification Level	Number of Qualifications
Bachelor's degrees or Diplomas	11
Postgraduate Qualifications	2

Data Source: Data extracted from Mandatory Workforce Information Collections as on the last pay date of June 2023. As self-reported by staff in the system.

Please note: Data includes staff who are Actively employed and on extended paid leave. Please note only the highest qualification of the Teaching staff is reported. Excludes any number of other certifications earned.

## Workforce composition including indigenous staff

	Teaching Staff		Non-Teaching Staff	
	Indigenous	Non-Indigenous	Indigenous	Non-Indigenous
Full-Time Equivalents	0.0	12.0	0.0	7.0
Persons	0.0	13.0	0.0	11.0

Data Source: Data extracted from Mandatory Workforce Information Collection as on the last pay date of June 2023.

Please note: Data includes staff who are actively employed and on extended paid leave. "Indigenous category" is self-reported by staff in the system.

## Financial Statement

Funding Source	Amount
Grants: State	
Grants: Commonwealth	\$10,000
Parent Contributions	\$53,565
Fund Raising	\$14,700
Other	

Data Source: School supplied data.